


Digital Beef User's Manual



American Brahman Breeders Association

If you have any questions or concerns, please contact the ABBA Office.

979.485.5528

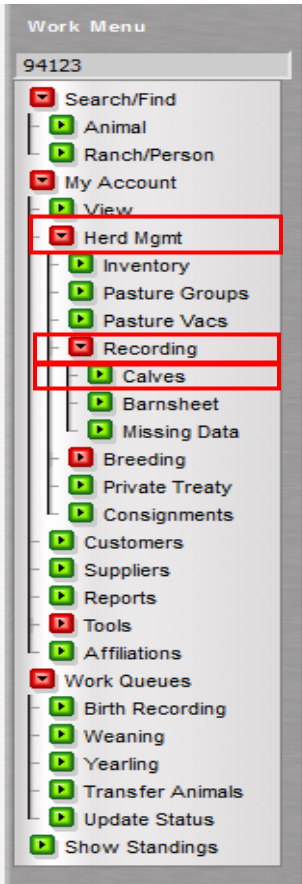
abba@brahman.org



Table of Contents

How to: Registration of Calves.....	3
How to: Transfer Animals Online.....	4
How to: Release AI/ET Certificates.....	5
How to: Pay Online.....	5
How to: Enter Weaning or Yearling data.....	6
Explaining Kickouts.....	7
Transferring to non-members.....	8
Digital Beef Virtual Mating Calculator.....	9
How to: Ordering DNA Kits online.....	10
How to: Uploading images to an Animal’s Profile.....	11





How To: Registration of calves

1. Login and click “**Herd Mgmt**” located in the work menu on the left side of the screen.
2. Click “**Recording**”
3. Click “**Calves**”
4. Input how many calves you would like to register at that time.
5. Once in the registration/birth data screen, start inputting the information for your new registrations. (refer to the *BHIR link* for data entry explanations)
6. Once the information has been filled in, click “**Validate**” which will check for any errors in the registrations (if any they will be highlighted in red and it will give an explanation)
7. If no errors come up, click “**Commit to Registry.**” You will be redirected to a summary where you will get a registration number for each successfully registered animal.

We encourage members to read the ABBA Registration Rules and Brahman Herd Improvement Records (BHIR) Instruction Manual located at the bottom of the spreadsheet. If you have any questions regarding EPD data please refer to the BHIR link located at the bottom of the registration spreadsheet.

Birth Data Entry Screen for Work Order #202108020067 Member #94123 - AMERICAN BRAHMAN BREEDERS ASSOC. (1 records)

After initial Validation, records are color-coded to show the selected birth season. Each have a different color so you can easily see which calves are set to be grouped together.

Dam					Sire			Resulting Brahman %	All / None Register?	Brand	PHN
RegNo	PHN Brahman%	Temper	Susp	Teat	Birth Date	Service Type	RegNo				
934390	1				08/01/2021	NS	969284	2	Registered 100%	94123	123

Buttons: Delete ALL, Add row, **Validate**, **Commit to Registry ***

Registration Rules (begins on page 8) - F-1 Rules - Brahman herd Improvement Records

To transfer an animal at the time of registration scroll all the way to the right and enter the purchaser ID and the Date of Purchase. Click “Validate**” then click “**Commit to Registry.**”**

How To: Transfer animals online

1. Click **"My Account"** then click **"View"** located in the Work Menu on the left side of the screen.
2. Click the **"Herd"** tab and then **"All"** on the General Profile Information screen. This will show all of your current active animals.
3. Click **"Transfer"** under options. After clicking transfer it will change the wording from "Transfer" to "Queued." This indicates that the transfers have been put in a "Transfer Animals" work queue. You can transfer as many as you want.

General Profile Information [edit]

AMERICAN BRAHMAN ABBA BREEDERS ASSOCIATION

Change Ranch Logo

District 3
 Profile Type: Active Annual Member
 Official Profile ID: 94123
 Official Profile Name: AMERICAN BRAHMAN BREEDERS ASSOC.
 DBA: ABBA OFFICE

Herd Prefic:
 Hold Brand: ABBA Change Brand

Hold Brand Location:
 PHN Location:

Member Password [view]

Event	Date
Last Activity:	8/2/2021
Last Change:	01/25/2021
Last Log In:	Aug 3, 2021 at 11:44 am
Membership Date:	01/25/2021
Membership Ends:	12/31/2021
Brahman Journal Expires:	01/25/2022
Last Registration:	08/02/2021
Last Transfer:	
Last Purchase:	
Last Performance:	07/27/2021
Balance Due:	\$ 17.50

Addresses Phones Contacts Associated Account Prefs **Herd** Pastures Kickouts CG's AI Certificates Embryo Certificates

Bulls: All Quick Sire List Breeding Yearling Weaned Pre-Wean Breeding Yearling Weaned Pre-Wean On Hold For Sale Legacy

Season	ABBA	PHN	Reg #	Name	Born	Wean	Year	Scan	DNA	View	Edit	Options	Dispose	Not For Sale
	ABBA	1	934390	MISS ABBA 1	4/10/14	<input type="checkbox"/>				<input type="checkbox"/>		Transfer	Dispose	Not For Sale
	ABBA	2	969284	MR. ABBA 2	8/24/17	<input type="checkbox"/>				<input type="checkbox"/>		Transfer	Dispose	Not For Sale
F	ABBA	3	1025682	MISS ABBA 3	11/5/19	4/1/20	<input type="checkbox"/>			<input type="checkbox"/>		Queued	Dispose	Not For Sale
F	ABBA	04	1026198	MISS ABBA 04	11/6/20					<input type="checkbox"/>		Queued	Dispose	Not For Sale
F	ABBA	123	1032861	123	8/1/21	too young				<input type="checkbox"/>		Transfer	Dispose	Not For Sale

4. Click **"Work Queues"** located in the Work Menu on the left side of the screen.
5. Click **"Transfer Animals"** which will redirect you to the Animal Transfer Entry Form
6. If all animals are being transferred to the same person, you can fill out the first row and click **"Validate All"**.
7. If they are going to different buyers you can enter the buyer's **"ABBA number"** and the **"Transfer Date"** for each individual animal and **"Validate"**
8. Once all info is inputted, click validate then **"Continue."**

Animal Transfer Entry Form

Work Order: 202108030022

If all transfers were to the same party on the same date, enter that info here:

Mail Cert To: Seller Buyer Buyer: [] % to Transfer: All Partial Transfer Date: MM/DD/YYYY [] [Validate All]

Choose from My Animals

ID	Seller Name	Mail Cert To	Buyer	% to Transfer	Transfer Date
94123	AMERICAN BRAHMAN BREEDERS ASSOC.	<input type="radio"/> Seller <input checked="" type="radio"/> Buyer	8608	<input checked="" type="radio"/> All <input type="radio"/> Partial	8/1/2021
Ready to transfer to AJBA (unlock) Too young to breed					
94123	AMERICAN BRAHMAN BREEDERS ASSOC.	<input type="radio"/> Seller <input checked="" type="radio"/> Buyer	54811	<input checked="" type="radio"/> All <input type="radio"/> Partial	8/1/2021
Ready to transfer to WORLD BRAHMAN FEDERATION (unlock) Enter/Verify Breeding					

[Continue...]



How To: Release A.I or E.T Certificates

1. Click **"My Account"** then click **"View"** located in the Work Menu on the left side of the screen.
2. Click either the **"AI Certificates"** or **"ET Certificates"** tab.
3. Click **"Purchase new AI Certificate"** or **"Purchase new ET Certificate"**
4. Input the information requested and **"Complete Purchase"**

General Profile Information [edit]

AMERICAN BRAHMAN BREEDERS ASSOCIATION

District 3
 Profile Type: Active Annual Member
 Official Profile ID: 94123
 Official Profile Name: AMERICAN BRAHMAN BREEDERS ASSOC.
 DBA: ABBA OFFICE

Herd Prefix:
 Hold Brand: ABBA [Change Brand](#)

Hold Brand Location:
 PHN Location:

Member Password [view](#)

Event	Date
Last Activity:	8/2/2021
Last Change:	01/25/2021
Last Log In:	Aug 3, 2021 at 11:44 am
Membership Date:	01/25/2021
Membership Ends:	12/31/2021
Brahman Journal Expires:	01/25/2022
Last Registration:	08/02/2021
Last Transfer:	
Last Purchase:	
Last Performance:	07/27/2021

Balance Due: \$ 17.50

Addresses Phones Contacts Associated Account Prefs Herd Pastures Kickouts CG's **AI Certificates** Embryo Certificates

AI Certificates [Purchase new AI certificate]

Bull Registration # 969284 MR. ABBA 2

Enter the # of Certificates 1

Member Purchasing the Certs

Charge the purchase to AMERICAN BRAHMAN BREEDERS ASSOC.

[Complete Purchase](#)

Purchased	Used	Sold

How To: Pay Online

1. Click **"My Account"** followed by **"View"** located in the Work Menu on the left side of the screen.
2. Click the **"Account"** tab located on the General Profile Information screen.
3. Any unpaid invoices will be listed here, click **"Pay Invoice."** You will be redirected to Authorize.net where payment information can be submitted.

General Profile Information [edit]

AMERICAN BRAHMAN BREEDERS ASSOCIATION

District 3
 Profile Type: Active Annual Member
 Official Profile ID: 94123
 Official Profile Name: AMERICAN BRAHMAN BREEDERS ASSOC.
 DBA: ABBA OFFICE

Herd Prefix:
 Hold Brand: ABBA [Change Brand](#)

Hold Brand Location:
 PHN Location:

Member Password [view](#)

Event	Date
Last Activity:	8/2/2021
Last Change:	01/25/2021
Last Log In:	Aug 3, 2021 at 11:44 am
Membership Date:	01/25/2021
Membership Ends:	12/31/2021
Brahman Journal Expires:	01/25/2022
Last Registration:	08/02/2021
Last Transfer:	
Last Purchase:	
Last Performance:	07/27/2021

Balance Due: \$ 17.50

Addresses Phones Contacts Associated **Account** Prefs Herd Pastures Kickouts CG's AI Certificates Embryo Certificates

Unpaid Invoices

Work Order	Description of Work	Date Received	# of Line Items	\$ total	
202108020067	Member on-line data entry work: 8/2/2021	2021-08-02	1	17.50	Pay Invoice

Account Statement Builder

Begin Date: 07/03/2021 End Date: 08/03/2021 [Build Statement](#)

[Show Invoice History](#)



How To: Enter Weaning or Yearling data

1. Click **"My Account"** then click **"View"** located in the Work Menu on the left side of the screen.
2. Click the **"Herd"** tab and then click **"All"** on the General Profile Information screen. This will show all of your current active animals.
3. Under the column that reads **"Wean,"** click the box next to the animals that needs data entered. Once the box is checked it will read **"Queued"**. (follow the same instructions for yearling information except you would check the boxes under the **"Year"** column.)

General Profile Information [edit]

AMERICAN BRAHMAN ABBA BREEDERS ASSOCIATION

District 3
 Profile Type: Active Annual Member
 Official Profile ID: 94123
 Official Profile Name: AMERICAN BRAHMAN BREEDERS ASSOC.
 DBA: ABBA OFFICE

Herd Prefix:
 Hold Brand: ABBA Change Brand
 Hold Brand Location:
 PHN Location:

Member Password [view]

Event | **Date**
 Last Activity: 8/2/2021
 Last Change: 01/25/2021
 Last Log In: Aug 3, 2021 at 12:48 pm
 Membership Date: 01/25/2021
 Membership Ends: 12/31/2021
 Brahman Journal Expires: 01/25/2022
 Last Registration: 08/02/2021
 Last Transfer:
 Last Purchase:
 Last Performance: 07/27/2021
Balance Due: \$ 17.50

Addresses | Phones | Contacts | Associated | Account | Prefs | **Herd** | Pastures | Kickouts | CG's | AI Certificates | Embryo Certificates

5 Animals

Season	ABBA	PHN	Reg #	Name	Born	Wean	Year	Scan	DNA	Options				
										View	Edit	Transfer	Dispose	Not For Sale
	ABBA	1	934390	MISS ABBA 1	4/10/14	Queued				View	Edit	Transfer	Dispose	Not For Sale
	ABBA	2	969284	MR. ABBA 2	8/24/17	Queued				View	Edit	Transfer	Dispose	Not For Sale
F	ABBA	3	1025682	MISS ABBA 3	11/5/19	4/1/20				View	Edit	Transfer	Dispose	Not For Sale
F	ABBA	04	1026198	MISS ABBA 04	11/6/20					View	Edit	Transfer	Dispose	Not For Sale
F	ABBA	123	1032861	123	8/1/21	too young				View	Edit	Transfer	Dispose	Not For Sale

4. Click **"Work Queues"** located in the Work Menu on the left side of the screen.
5. Click **"Weaning"** which will redirect you to the Weaning Queue. (click yearling if entering yearling data)
6. Click **"Go to this Queue."** This will be redirect you to the Weaning Data Entry Screen where you can input the information.
7. Click **"Validate"**
8. Click **"Commit to Registry"**

Weaning Data Entry Screen for Work Order #202108030022 Member #94123 - AMERICAN BRAHMAN BREEDERS ASSOC. (2 records)

If some fields will have the same value, you can [Pre-fill common fields]

Error Descriptors	Reg No	Name	Prefix PHN	Sex	Weaning Date	Age	Weight	Adj	Temper	Height	Premise/Pasture	CG	Feed
	934390	MISS ABBA 1	1	C	11/01/2014	205	500	505				1	Dam Only
	969284	MR. ABBA 2	2	B	03/01/2018	189	500	545				1	Dam Only

Delete ALL | Add row | **Validate** | **Commit to Registry ***

Error Descriptors:

1. Registration # cannot be located or the animal does not have a valid pedigree (sire/dam). Please verify that the registration number is complete and correct.
2. Animal already has a weaning record. Updates for these animals are not possible thru this screen.
3. Changes the animal from a male-to-female or female-to-male.
4. **Critical Out-of-Range (prevents records from being committed to registry):**
 - a. Date: The date cannot be AFTER today.
 - b. Date: The date cannot be greater than 365 days from birth.
 - c. Date: The date cannot be before the birth date.
 - d. Weight: Valid measurements are between BW+60 and 1500.

Miscellaneous Information

Explaining "Kickouts"

Any animals that contains errors are not assigned a registration number and are put in the *kick-out queue* which can be found under the "Kickouts" tab on the General Profile Information screen. (click My Account, then click View)

The screenshot shows the 'General Profile Information' screen for member #94123. The 'Kickouts' tab is selected and highlighted with a red box. Below it is a table of kickouts:

Created By	on	Started By	on	Work Order	Queue	# in queue
Member	07/18/2021	Member	07/18/2021	202107180005	Birth	1
Jim Bulger	07/27/2021		07/27/2021	202107270001	Ultrasound	5

Animals will remain in this queue and not be recorded or registered until the errors are resolved. Once the error is resolved, click the work order under kickouts which will redirect you to the Birth Data Screen at this time you can click "Validate" and if errors have been resolved it will clear remove any errors, then click "Commit to Registry."

The screenshot shows the 'Birth Data Entry Screen for Work Order #202107180005'. The table below has error messages:

Errors:
Birth Date in missing.
Sire Information Insufficient...please use the 'Search Tools' to select the correct registration #.
Dam Information Insufficient...could not locate a female with that registration number.

Buttons at the bottom: **Validate** and **Commit to Registry *** are highlighted with a red box.



Transferring to non-members

1. Once in the “Animal Transfer Entry Form” click the **box** next to the Buyer box.
2. This will give you a pop up screen, enter the zip code where the buyer is located and click “**Search.**”
3. Look through the list and see if the buyer comes up, if not at the bottom of the list click “**Click to Create a new Profile**”
4. Fill out the information required (name and address) click “**Run Standardization**”
5. Click “**Save Profile**” this will generate a non-member ABBA number and automatically fill it into the buyer field.

The screenshot displays the "Animal Transfer Entry Form" interface. On the left is a "Work Menu" with various options like "Search/Find", "Animal", "Ranch/Person", etc. The main form area includes a "Work Order" number (202108030022) and a section for "Mail Cert To" and "Buyer" information. A table below shows a list of animals, with one entry for ID 1026198, born 11/6/2020, with a "Buyer" field that is currently empty. A red circle highlights a small box next to the "Buyer" field in this table. A pop-up window titled "Member / List of Profiles in ZipCode" is overlaid on the form, showing a search result for a non-member profile (ID 54811, NM) with the address "1313 LA CONCHA LANE HOUSTON, TX 77054". A red box highlights a button at the bottom of the pop-up that says "Click to Create a new Profile".

ID	Name	Mail Cert To	Buyer	% to Transfer	Transfer Date
94123	AMERICAN BRAHMAN BREEDERS ASSOC.	<input type="radio"/> Seller <input checked="" type="radio"/> Buyer	<input type="text"/>	<input checked="" type="radio"/> All <input type="radio"/> Partial	MM/DD/YYYY

ID	Name	Mail Cert To	Buyer	% to Transfer	Transfer Date
54811	NM WORLD BRAHMAN FEDERATION 1313 LA CONCHA LANE HOUSTON, TX 77054 No email listed No contacts listed 713-795-4444	<input type="radio"/> Seller <input checked="" type="radio"/> Buyer	<input type="text"/>	<input checked="" type="radio"/> All <input type="radio"/> Partial	MM/DD/YYYY

Digital Beef Virtual Mating Calculator:

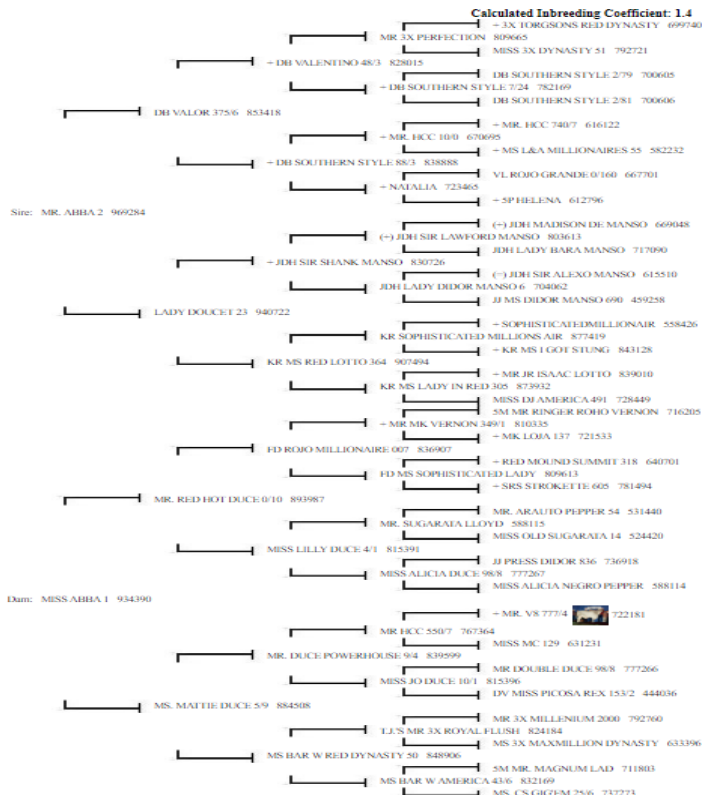
1. Type the registration number of the cow/bull on the “Search Box” then click “Animal” below Search/Find located in the Work Menu on the left side of the screen.
2. Click the “Breeding” tab on the Animal Detail Screen then enter the sire or dam registration number below the “Virtual Mating – Inbreeding Calculation”

The screenshot shows the 'Animal Detail Screen' for a cow named 'MISS ABBA 1' with registration number 934390. The 'Breeding' tab is selected, and the 'Virtual Mating - Inbreeding Calculation' section is visible, showing 'Sire Reg No: 969284' and a 'Calculate' button. The left sidebar contains a 'Work Menu' with 'Search/Find' and 'Animal' highlighted. The bottom of the screen shows 'Artificial Inseminations on File' and 'Pasture Exposures on File' sections, both indicating 'No UnResolved' entries.

Virtual Mating

MR. ABBA 2 x MISS ABBA 1

Trait	CED	BW	WW	YW	MK	TM	CEM	SC	Doc	FS	Teud	YG	CW	REA	MB	FT	\$Bull	\$Queen
EPD	5	1.8	1.4	26	13	1	0.01	1.29	0	0	0.01	8	0.12	4.62	0.00	15.67	23.43	
%Rank	70	50	70	75	45	70	50	30	40	10	95	10	95	95	35	20	95	75



3. Click “Calculate”. After clicking calculate a new window will open demonstrating the Virtual Mating. The Virtual mating page will show expected progeny EPD’s, as well as a pedigree.



How to: Ordering DNA kits Online:

1. Click **“My Account”** then click **“View”** located in the Work Menu on the left side of the screen.
2. Click the **“Herd”** tab and then **“All”** on the General Profile Information screen. This will show all of your current active animals.
3. Check the box under the **“DNA Column”** for the animal whom you wish to request a kit for. After checking the box the word **“Queued”** will appear. This indicates that the request has been submitted to the ABBA office. You will receive a follow up email within 24-48 hours regarding your request.


Home page Search Tools - Calendar - Marketplace - B

Work Menu
94123

- Search/Find
- Animal
- Ranch/Person
- My Account
 - View
 - Herd Mgmt
 - Customers
 - Suppliers
 - Reports
 - Tools
 - Affiliations
 - Work Queues
 - Show Standings

For Your Information
Cattle Evaluation
Percentile Ranks
Genetics Trends
Brand Wall
International Letter
N - 2003 A - 2013
P - 2004 B - 2014
R - 2005 C - 2015
S - 2006 D - 2016
T - 2007 E - 2017
U - 2008 F - 2018

General Profile Information [edit]



Change Ranch Logo

District 3

Profile Type: Active Annual Member
Official Profile ID: 94123
Official Profile Name: AMERICAN BRAHMAN BREEDERS ASSOC.
DBA: ABBA OFFICE

Herd Prefix:
Hold Brand: ABBA [Change Brand](#)

Hold Brand Location:
PHN Location:

Member Password
[view](#)

Event	Date
Last Activity:	11/3/2021
Last Change:	01/25/2021
Last Log In:	May 23, 2022 at 12:28 pm
Membership Date:	01/25/2021
Membership Ends:	12/31/2022
Last Registration:	08/02/2021
Last Transfer:	
Last Purchase:	
Last Performance:	11/03/2021

Balance Due: \$ 0.00

Addresses
Phones
Contacts
Associated
Account
Prefs
Herd
Pastures
Kickouts
CG's
AI Certificates
Embryo Certificates

				Bulls				Females							
				Quick Sire List	Breeding	Yearling	Weaned	Pre-Wean	Breeding	Yearling	Weaned	Pre-Wean	On Hold	For Sale	Legacy
3 Animals PRINT															
Season	ABBA	PHN	Reg #	Name	Born	Wean	Year	Scan	DNA	Options					
	ABBA	1	934390	MISS ABBA 1	4/10/14	11/1/14	1/1/16		<input type="checkbox"/>	View	Edit	Transfer	Dispose	Not For Sale	
	ABBA	2	969284	MR. ABBA 2	8/24/17				<input type="checkbox"/>	View	Edit	Transfer	Dispose	Not For Sale	
F	ABBA	3	1025682	MISS ABBA 3	11/5/19	4/1/20			<input type="checkbox"/>	View	Edit	Transfer	Dispose	Not For Sale	



How to: Uploading Images to an Animal's Profile:

1. Click **"My Account"** then click **"View"** located in the Work Menu on the left side of the screen.
2. Click the **"Herd"** tab and then **"All"** on the General Profile Information screen. This will show all of your current active animals.
3. Click **"View"** under options. After clicking view it will redirect you to the **"Animal Detail Screen"**.

Home page Search Tools - Calendar - Marketplace -

Work Menu
94123

- Search/Find
- Animal
- Ranch/Person
- My Account**
- View**
- Herd Mgmt
- Customers
- Suppliers
- Reports
- Tools
- Affiliations
- Work Queues
- Show Standings

For Your Information
Cattle Evaluation
Percentile Ranks
Genetics Trends
Brand Wall

International Letter
N - 2003 A - 2013
P - 2004 B - 2014
R - 2005 C - 2015
S - 2006 D - 2016
T - 2007 E - 2017
U - 2008 F - 2018

General Profile Information [edit]

AMERICAN BRAHMAN ABBA BREEDERS ASSOCIATION
Change Ranch Logo

District 3
Profile Type: Active Annual Member
Official Profile ID: 94123
Official Profile Name: AMERICAN BRAHMAN BREEDERS ASSOC.
DBA: ABBA OFFICE

Herd Prefix:
Hold Brand: ABBA Change Brand
Hold Brand Location:
PHN Location:

Member Password [view]

Event	Date
Last Activity:	11/3/2021
Last Change:	01/25/2021
Last Log In:	May 23, 2022 at 12:28 pm
Membership Date:	01/25/2021
Membership Ends:	12/31/2022
Last Registration:	08/02/2021
Last Transfer:	
Last Purchase:	
Last Performance:	11/03/2021
Balance Due: \$ 0.00	

Addresses Phones Contacts Associated Account Prefs **Herd** Pastures Kickouts CG's AI Certificates Embryo Certificates

All Quick Sire List Breeding Yearling Weaned Pre-Wean Breeding Yearling Weaned Pre-Wean On Hold For Sale Legacy

3 Animals

Season	PHN	Reg #	Name	Born	Wean	Year	Scan	DNA	Options
	ABBA	1 934390	MISS ABBA 1	4/10/14	11/1/14	1/1/16		<input type="checkbox"/>	View Edit Transfer Dispose Not For Sale
	ABBA	2 969284	MR. ABBA 2	8/24/17	<input type="checkbox"/>			<input type="checkbox"/>	View Edit Transfer Dispose Not For Sale
F	ABBA	3 1025682	MISS ABBA 3	11/5/19	4/1/20	<input type="checkbox"/>		<input type="checkbox"/>	View Edit Transfer Dispose Not For Sale

4. Click **"Manage Photos."**

Animal Detail Screen Edit this Animal

Identification
Sex: Cow
Name: MISS ABBA 1
Brand: ABBA PHN: 1
Registration: 934390
International ID: BRMUSAF00000934390
EID:
Horn/Poll/Scur: Horned
Color: Red

Other Details
Sire: 893987 MR. RED HOT DUCE 0/10
Dam: 884508 MS. MATTIE DUCE 5/9
Classification: Registered Brahman
Genetic Makeup: 100.0% BR
COI: 1.94%
Service Type: Natural Service
Breeder: DOUCET BRAHMANS TX (17389)
Owner: AMERICAN BRAHMAN BREEDERS ASSOC. (94123)
DOB: 04/10/2014
Age: 8 years, 1 month, 13 days

No Photo Available
Manage Photos

View Certificate Current location has not been identified Performance Report

EPDs Performance Performance Stats Progeny Pedigree Breeding Synchro Heat DNA Ownership Pasture Hist Health Comments Invoice Charges

5. Click **"Choose File."**

Photo Management. Back to animal details

ACTIVE PHOTOS

File Location: Choose File No file chosen

Requirements
image type :: .jpg
max file size :: 2MB

Descriptive Comment

Make Primary

Upload this Photo

